

ergotron®

moving you forward

CareFit Pro Medical Cart

- Efficient workflows: Customizable drawers, lighting and more streamline daily tasks
- Ergonomic working: Offers full sit-to-stand adjustment for comfortable documentation
- Promotes uptime: Oversee drawer access, track battery life and simplify maintenance with remote fleet management
- Enhanced security: Supports Imprivata identity and access management with optional locking drawers to help keep medications secure
- Professional grade: Designed to last with industry-leading quality testing
- Long-term investment: Adapts to future workflows by adding drawers and accessories



FUTURE-PROOF WORKFLOWS AND PRIORITIZE
CAREGIVER WELL-BEING

CAREFIT™

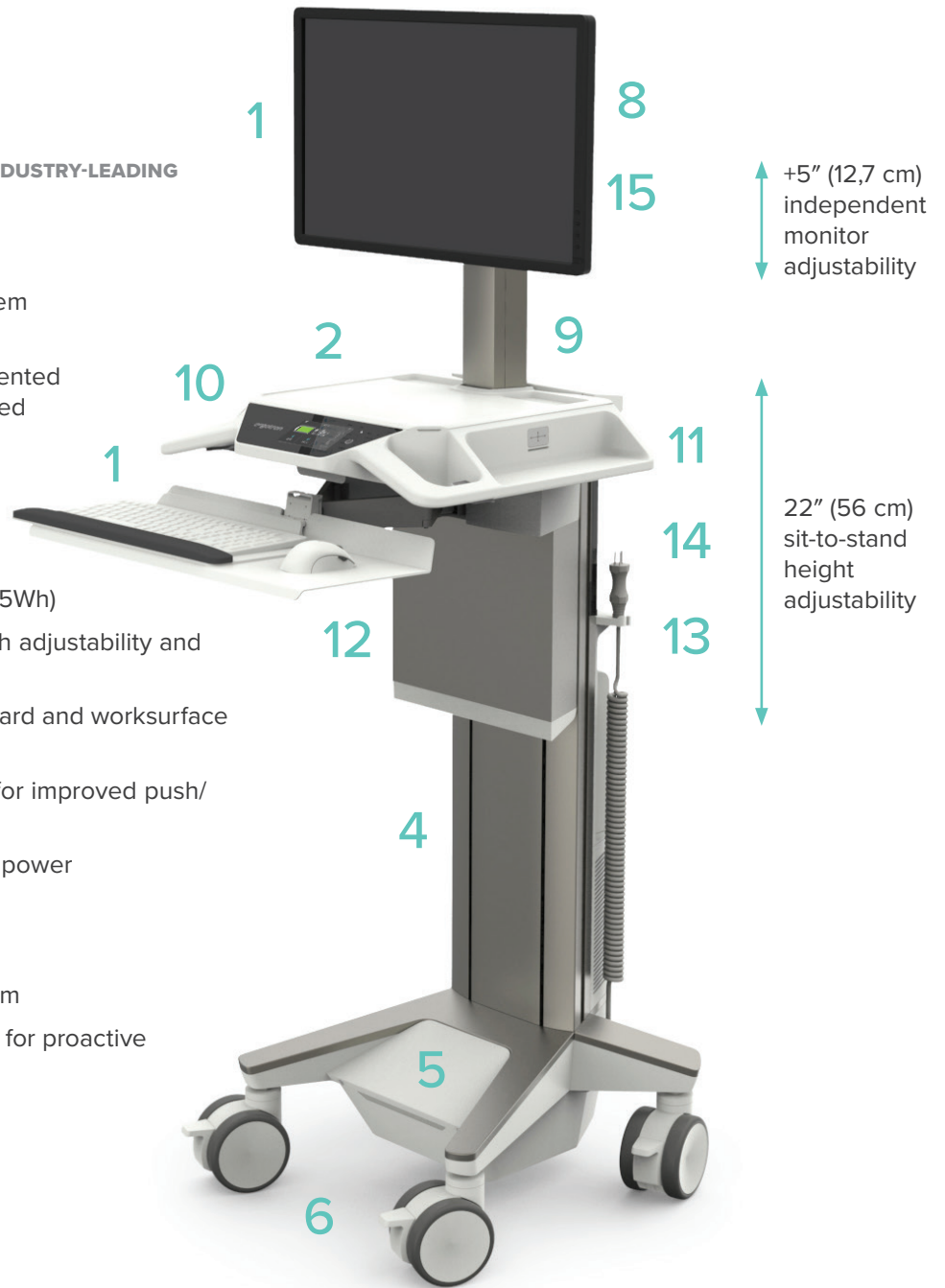
The CareFit Pro Medical Cart sets a new standard in resimercial design and supports calming, healing environments for caregivers and patients alike. A flexible open architecture system reliably adapts to future and current workflows with ease. Integrated, cloud-based software simplifies fleet management, helps improve uptime and alleviates power anxiety.

ELLIOTT
DATA SYSTEMS, INC.

CAREFIT™

FULL-FEATURED • HIGHLY CUSTOMIZABLE • INDUSTRY-LEADING

- 1 180° pan for monitor and keyboard
- 2 Touchscreen user interface
- 3 High-capacity configurable drawer system can easily be added
- 4 Infinite brake mechanism enhances patented Constant Force™ Technology for improved usability; electric lift also available
- 5 Integrated 320Wh LiFe battery
- 6 Durable, 5" (12,7 cm) dual-wheel casters
- 7 Optional LiFeKinnex™ Power System (245Wh)
- 8 Cantilever monitor mount for focal depth adjustability and full access to worksurface
- 9 LED lighting located on the base, keyboard and worksurface for working in dark environments
- 10 Neutral-angle, dual-grip handle design for improved push/pull/lift ergonomics
- 11 Integrated 7-port USB hub for data and power
- 12 Technology enclosure
- 13 Enclosed cable management
- 14 Flex-platform accessory mounting system
- 15 Promote uptime with eKinnex™ software for proactive fleet management



CareFit Pro with multiple drawer configurations!



	Electric Lift Technology	Constant Force Lift Technology
Part Number	C52-2201-1 (Americas) C52-2201-2 (EU) C52-2201-3 (UK, HK, SG) C52-2201-4 (AU, NZ) C52-2201-5 (CN) C52-2201-C (CHE)	C52-1201-1 (Americas) C52-1201-2 (EU) C52-1201-3 (UK, HK, SG) C52-1201-4 (AU, NZ) C52-1201-5 (CN) C52-1201-C (CHE)
Color	White/warm grey	
Typical LCD size	Up to 27" or 20 lbs (9,1 kg)	
Worksurface dimensions	14" x 16" (35,6 x 40,6 cm), expandable to 14" x 23" (35,6 x 58,4 cm)	
Base footprint dimensions	20" x 21" (50,8 x 53,3 cm)	
Lift	27" (68,6 cm): 22" (56 cm) + 5" (12,7 cm) independent monitor lift	
Warranty	See website	

CAREFIT™

CUSTOMIZABLE FOR EVERY WORKFLOW

Need drawer storage?
If so, how many?

- **One row:**
Select our cart with patented Constant Force Technology.
- **More than one row:**
Select our cart with an electric lift.
Mix and match up to a total of 4 rows (1 Drawer, 1x1) on an electric cart.




1 Drawer (1x1)



2 Drawers (2x1)



5 Drawers (4x1+1)



8 Drawers (4x2)




1 Tall Drawer (1x1)


Supports Imprivata identity and access management.



Save assembly time and reduce your environmental footprint with preconfigured carts.



Configurable drawer system integrated with cart or available as accessories. Configuration examples:



DO YOU REQUIRE HOT SWAP BATTERY POWER?

Supplement the integrated battery with reliable hot swap power for nearly infinite run times.



Medical Cart with Drawers

Part Number / Availability

1 Drawer (1x1)

Constant Force Lift Technology C52-1211-1 / Americas

Constant Force Lift Technology C52-1211-2 / EU

Constant Force Lift Technology C52-1211-3 / UK

Constant Force Lift Technology C52-1211-C / CHE

1 Drawer (1x1)

Electric Lift Technology C52-2211-1 / Americas

Electric Lift Technology C52-2211-2 / EU

Electric Lift Technology C52-2211-3 / UK

Electric Lift Technology C52-2211-C / CHE

2 Drawers (2x1)

Electric Lift Technology C52-22A1-1 / Americas

Electric Lift Technology C52-22A1-2 / EU

Electric Lift Technology C52-22A1-3 / UK

Electric Lift Technology C52-22A1-C / CHE

5 Drawers (4x1+1)

Electric Lift Technology C52-2251-1 / Americas

Electric Lift Technology C52-2251-2 / EU

Electric Lift Technology C52-2251-3 / UK

Electric Lift Technology C52-2251-C / CHE

8 Drawers (4x2)

Electric Lift Technology C52-2281-1 / Americas

Electric Lift Technology C52-2281-2 / EU

Electric Lift Technology C52-2281-3 / UK

Electric Lift Technology C52-2281-C / CHE

1 Tall Drawer (1x1)

Electric Lift Technology C52-22B1-1 / Americas

Electric Lift Technology C52-22B1-2 / EU

Electric Lift Technology C52-22B1-3 / UK

Electric Lift Technology C52-22B1-C / CHE

Accessories

Quad Drawer 98-485 / Worldwide

Double Drawer 98-486 / Worldwide

Single Drawer 98-487 / Worldwide

Double Tall Drawer 98-488 / Worldwide

Single Tall Drawer 98-489 / Worldwide

CHOOSE YOUR ACCESSORIES (next page).

Accessories easily snap in place on the left or right of the worksurface without having to remove existing accessories. The direct install T-nut allows you to place your own accessories on the cart.

CAREFIT™



ACCESSORIES



Document Holder
Replacement for standard
cart feature 98-433

Use the kit to quickly attach
new accessories to the
t-slot without removing
other items.



Direct Install T-Nut Kit
98-432



Rear Document Holder
Replacement for standard
cart feature 98-434



Bin
98-438

REAR-MOUNT

ACCESSORIES



ACCESSORIES

WORKSURFACE

Supports one worksurface accessory on left and right side



Slotted Shelf
98-436



Worksurface Expansion Kit
98-437



Wipes Holder
98-435



Supply Tray
98-439

